

STAGE SETS

VT SERIES ZERO FLEET HOIST



STAGE SETS

VT SERIES ZERO FLEET HOIST

Compact Fly Bar Hoist for horizontal or vertical installation.

Small dimensions, suits system center distance down to 200 mm (height offset required).

Highest level of safety and functionality .

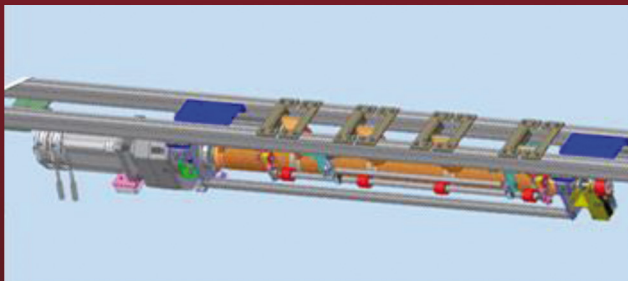
BGV C1 / DIN 56950 / SIL 3 certified .

Low dead weight (< 270 daN, depending configurations).

Low noise level < 54 dB in 1 m distance with cover mounted (Additional lift lines and/or travel may restrict the use of covers.)

Constant fleet angle

Motor: Syncro-Servo very compact design with high dynamic performance.



ProCom_Eco for Horizontal Installation



ProCom_Eco for Horizontal Installation

STANDARD MODEL CHART

MODEL EXAMPLE (NUMBER OF LINES AND TRAVEL MAY VARY)	MAX SPEED	GROSS LIFT CAPACITY *1,2	FLY TRAVEL DISTANCE *3	NUMBER OF LINES *4
VT-200V/1500/C7-20/AV	0.2 m/s	1500 kg.	20 / 25 m	4 to 7
VT-500V/900/C7-20/AV	0.5 m/s	900 kg.	20 / 25 m	4 to 7
VT-900V/650/C7-20/AV	0.9 m/s	650 kg.	20 / 25 m	4 to 7
VT-1100V/600/C7-20/AV	1.1 m/s	600 kg.	20 / 25 m	4 to 7
VT-1400V/600/C7-20/AV	1.4 m/s	600 kg.	20 / 25 m	4 to 7
VT-1800V/600/C7-22/AV	1.8 m/s	600 kg.	20 / 25 m	4 to 7

*1 Gross lift capacity is Lifting capacity at the drum

*2 Live load capacity of line set is gross capacity minus batten and cable weight.

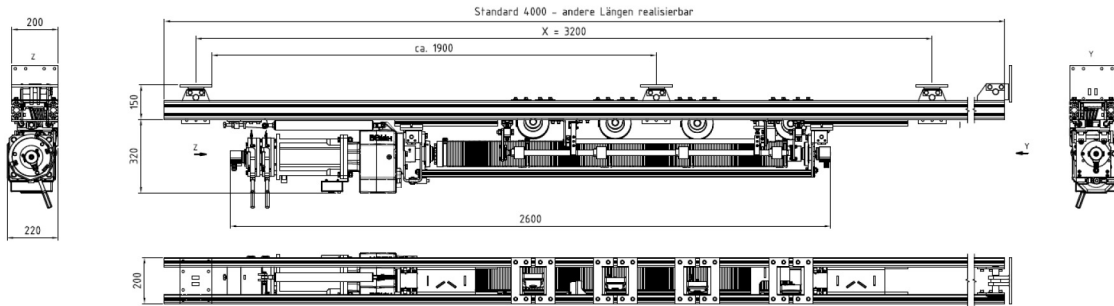
*3 Additional travel distance is available upon request.

*4 Additional lift lines are available upon request

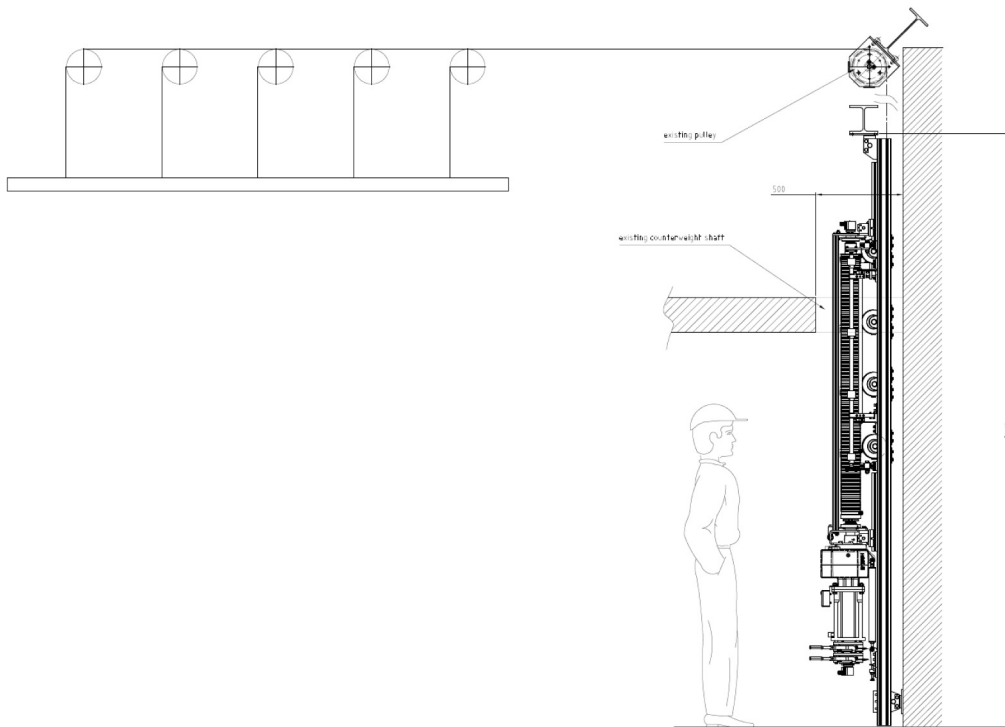
STAGE SETS

Technical data

Horizontal:



Vertical:



ON ALL MODELS	
Diameter rope (7x19 galvanized)	3/16 or 1/4 on request
Speed range	>1:1000
Max acceleration / deceleration [m/s ²]	1.5
Height [mm]	2600 to 4500
Depth [mm]	470
Width [mm]	220
Installation position	Vertical / horizontal
Winch center distance (mm)	250 / 200
Control options	AV, PBMTS, PBM, PB

STAGE SETS

Tel: 55 8535 9810
55 1948 2269

www.stage-sets.com